


















Checklist for New Graduate Students

 - Domestic Students






 - International Students

We recommend that new students complete these tasks in the following sequence. For additional details about each task, please follow the links or refer to the Getting Started as a Student guide on the Graduate School's website.

May be completed prior to arrival or upon arrival:

-   1. [Create your personal identifier \(PID\)](#).
-   2. [Contact your academic department](#) for information about advising, funding, class registration, and orientation requirements.
-   3. [Complete and upload your Immunization History Form](#) and Tuberculosis Assessment Form to the health center at least one month prior to classes starting.
-  4. Register for an [Orientation to Healthcare Session](#).
-   5. [Find housing](#).
-   6. [Purchase health insurance](#) (mandatory for international students in F or J visa status ([see requirements](#)); optional for domestic students).
-   7. Register for classes on [Hokie SPA](#) during the web drop/add period starting August 5, 2019.
-   8. [Pay tuition and fees on Hokie SPA](#) (once registered).
-   9. Visit the [Cranwell International Center](#) and [Graduate School](#) websites for calendars of events to welcome you to Virginia Tech.

Must be completed upon arrival:

-  10. Complete the mandatory [immigration check-in](#) process.
-   11. Get your student ID card in the [Hokie Passport Office](#) 100 Student Services Building.
-   12. Participate in [Graduate Student Orientation](#) on August 23, 2019. (optional, but encouraged).